





Part 1

The Letters And Vowels

Lesson 1


Arabic Letters Group 1

There are 29 Arabic Letters. They are also called Hija-iyah letters. We shall learn them in groups. Read the following from right to left.






			
Tha	Ta	Ba	Alif

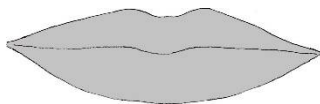
Practice

Each of the following letters comes with a view of the mouth to show the position of the tongue or lips for that particular letter. Position the tongue first according to the picture before you say the letter. You may wish to write down in the boxes below as you read the letter.






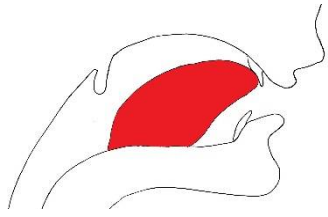
Alif

				
---	---	---	---	---



Ba

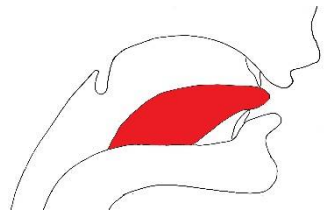
				
---	---	---	---	---



ت

Ta

ت	ت	ت	ت	ت
---	---	---	---	---



ث

Tha

ث	ث	ث	ث	ث
---	---	---	---	---

Lesson 2

Arabic Letters Group 2

خ

Kho

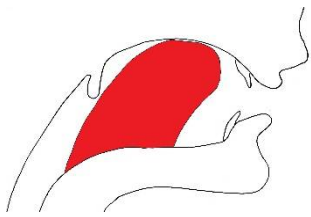
ح

Hha (*Airy*)

ج

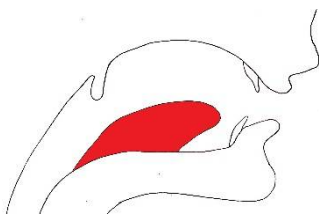
Jim

Practice I



ج


Jim




ح

Hha






Kho



Practice II

Read the following letters in sequence from right to left.



Lesson 3

Arabic Letters Group 3

ز

Zai

ر

Ro

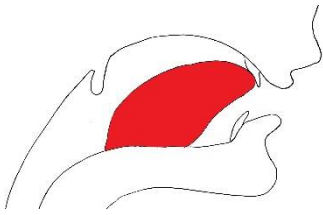
ذ

Dzal

د


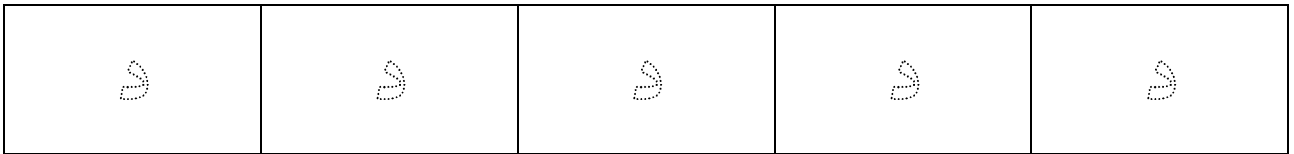
Dal

Practice I



د

Dal



ذ

Dzal

